
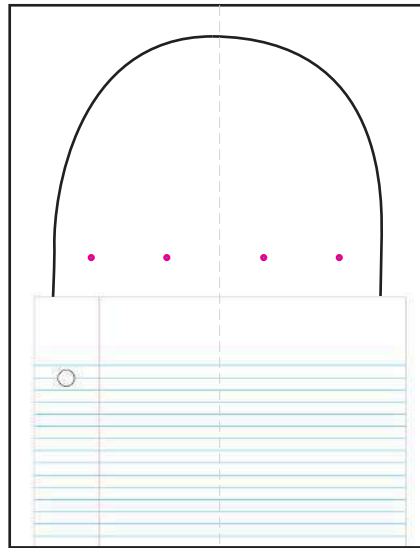


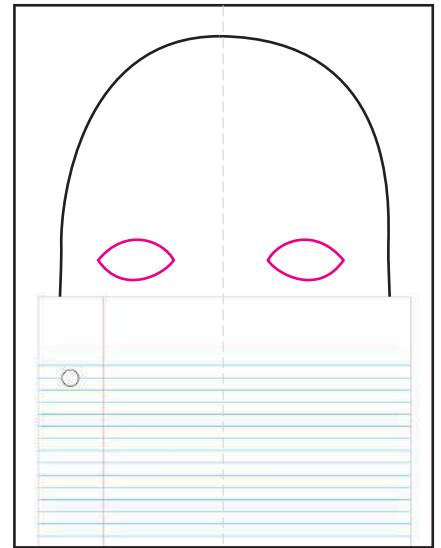
Draw My Goals Self Portrait



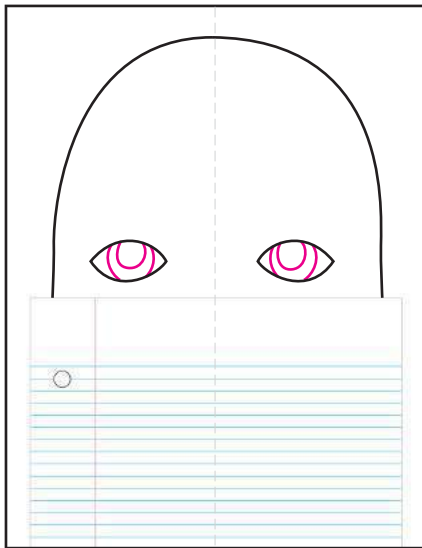
1. Print template. Start the head.




2. Plan eyes first with four dots.




3. Draw the top and bottom of eyes.




4. Draw the inside eye circles.




5. Finish eye details.




6. Draw ears. Add your own hairline.



7. Add eyebrows and top hairline.




8. Draw fingers right over the paper.



9. Add your goals and color carefully.

My Goals Self Portrait



TYLER

o

My goals are:

1. Get good grades.

2. Make more friends.

3. Give back to school.

